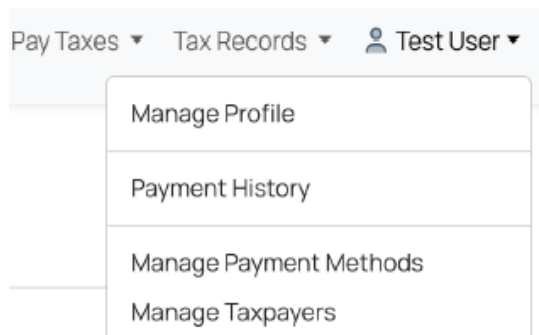
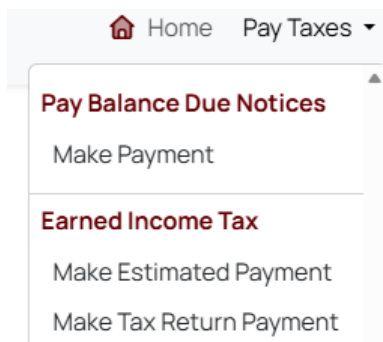


Making an Estimated Tax Payment Electronically from a Bank Account to the Lancaster County Tax Collection Bureau (LCTCB)

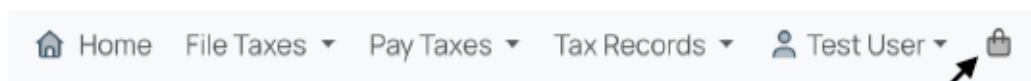
1. Go to <https://ind.lctcb.org/> and log in.
2. If this is your first time logging in, complete steps 2a and 2b before proceeding to step 3
 - a. Click on your name in the top right, and click **Manage Taxpayers**, then click **Add New Taxpayer**.



- b. Enter the Primary Taxpayer's Social Security Number, Last Name, Zip Code, and click **Search for Taxpayer**. If the displayed taxpayer information is correct, click **Add Taxpayer**.
3. In the top right, click **Pay Taxes**, and in the section **Earned Income Tax**, select **Make Estimated Payment**.



4. In the field **Tax Year**, select 2026, choose the **Tax Period** you wish to make a payment for, and in the field **Taxpayer**, select the Primary Taxpayer.
5. In the field **Amount**, enter the amount you want to pay, select a **Scheduled Payment Date**, and click **Add Payment**.
6. Click on the cart icon in the upper right corner, then click **Pay Now**.



7. Click **Add Bank Account** and select the bank account you want to use for the payment.
8. Return to the Shopping Cart and click **Pay Now** to complete your payment.

The funds should be withdrawn from your bank account within five business days. If they are not, please contact your tax preparer to discuss.