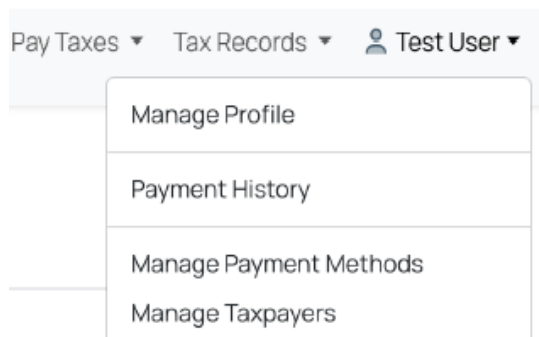
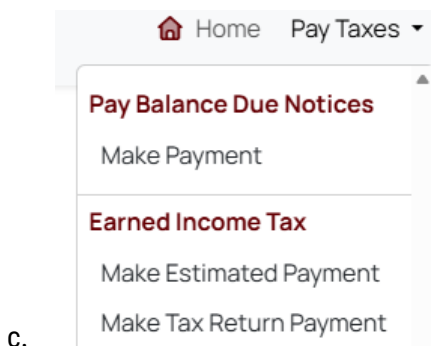


Making a Payment Electronically from a Bank Account to the Lancaster County Tax Collection Bureau

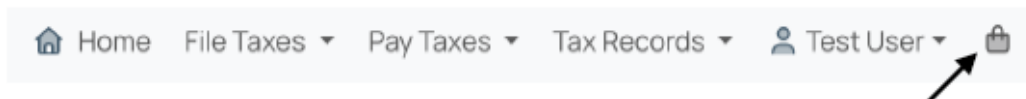
1. Go to <https://ind.lctcb.org/> and log in.
2. If this is your first time logging in, complete steps 2a and 2b before proceeding to step 3
 - a. Click on your name in the top right, and click **Manage Taxpayers**, then click **Add New Taxpayer**.



- b. Enter the Primary Taxpayer's Social Security Number, Last Name, Zip Code, and click **Search for Taxpayer**. If the displayed taxpayer information is correct, click **Add Taxpayer**.
3. In the top right, click **Pay Taxes**, and in the section **Earned Income Tax**, select **Make Tax Return Payment**.



4. In the field **Tax Year**, select 2025, and in the field **Taxpayer**, select the Primary Taxpayer.
5. In the field **Tax Amount**, enter the tax amount you want to pay, select a **Scheduled Payment Date**, and click **Add Payment**.
6. Click on the cart icon in the upper right corner, then click **Pay Now**.



7. Click **Add Bank Account** and select the bank account you want to use for the payment.
8. Return to the Shopping Cart and click Pay Now to complete your payment

The funds should be withdrawn from your bank account within five business days. If they are not, please contact your tax preparer to discuss.